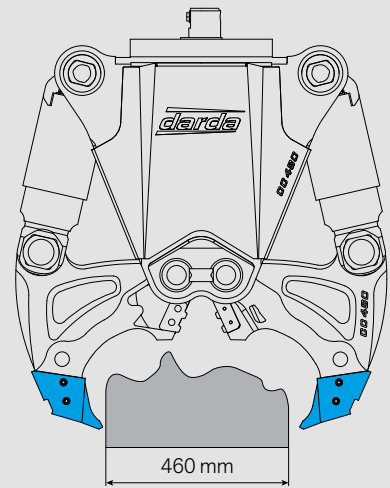
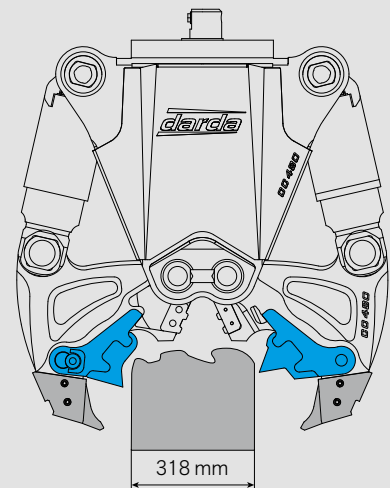


CONCRETE CRUSHER CC480

Compact and powerful



Crusher with standard crushing tips



Crusher with additional crushing tips

Specifications | Concrete Crusher CC480

Dimensions and weight		
Length x Width x Height	903 x 857 x 330 mm	36 x 33 x 13 in
Jaw opening	460 mm	18 in
Weight ¹	275 kg	610 lb
Carriers		
Recommended carrier weight, max. ²	4 - 6 t	8820 - 13230 lb
Recommended Brokk machine	Brokk 200	
Hydraulic connection		
Connection pressure, min.	17,5 MPa	2538 psi
Connection pressure, max.	25 MPa	3626 psi
Oil flow, min. - max.	40 - 100 l/min	11 - 27 gal/min
Operating pressure	50 MPa	7252 psi
Power output		
Crushing force A, max.	490 kN (50 t)	110000 lbf
Crushing force B, max. (optional)	667 kN (68 t)	150000 lbf
Cutting force, max.	1834 kN (187 t)	412000 lbf
Cutting capacity, max.	1xØ 30 mm	1 1/4 in

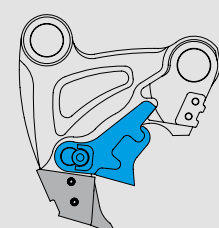
¹ Without mounting plate

² Depending on carrier lifting capacity

Available options



360° Hydraulic rotary drive



Additional crushing tip